



# ***Community Climate Change Survey Report***

July 2021

# Table of Contents

Executive summary.....	1
The Respondents Summary.....	2
Survey Results.....	2
Q1. How concerned are you about climate change issues? .....	2
Q2. Which climate change impacts are you most concerned about? .....	4
Q3. What are the most important actions that the community can do to reduce greenhouse gas emissions in the Ballina Shire? (Tick your top 4) .....	6
Q4. What activities do you already do to reduce your greenhouse gas emissions? (Tick all that apply) .....	8
Q5. What motivates you to reduce greenhouse gas emissions? (Rank 1 to 6) .....	10
Q6. What barriers have you experienced in taking action to reduce greenhouse gas emissions? (Tick all that apply).....	12
Q7. What is your position on the following statement. Ballina Shire should commit to a community-wide emissions reduction target.....	14
Q8. Some communities have voluntarily developed their own community-wide emission reduction plans, and a growing number of councils are assisting their communities to set targets and develop plans. What level of involvement should Ballina Shire Council have in a community-wide emissions reduction target?.....	16
Q9. If Ballina Shire Council was to prepare a comprehensive community- wide emissions reduction action plan it would need to be funded. Typically \$40,000 is required to prepare a Community Action Plan. Which would be your preferred funding source? .....	18
Q10. How much would you be willing to contribute annually to support a Ballina Shire community-wide emissions reduction target? For example, if the community was the key driver you may like to contribute voluntarily to a community fund, if led by the Council this could be through annual rates.....	20
Q11. What actions can Council take to support the community to respond to climate change? (Choose your top 4 actions) .....	22
Q12. Tell us about your connection to the Ballina Shire.....	24
Q13. If you are a Ballina Shire resident where do you live?.....	26
Q14. What is your age? .....	28
Q15. Do you have any other feedback or suggestions?.....	29
Q16. If you would like to be kept up to date about Council’s climate change action please provide you name and address below. (Optional).....	30
Discussion.....	31
Conclusion.....	31

## Ballina Shire Council

Table 1: How concerned are you about climate change issues? .....	3
Table 2: Which climate change impacts are you most concerned about? .....	4
Table 3: What are the most important actions that the community can do to reduce greenhouse gas emissions in the Ballina Shire? .....	6
Table 4: What activities do you already do to reduce your greenhouse gas emissions? .....	8
Table 5: What motivates you to reduce greenhouse gas emissions? .....	10
Table 6: What barriers have you experienced in taking action to reduce greenhouse gas emissions? .....	12
Table 7: What is your position on the following statement? Ballina Shire should commit to a community-wide emissions reduction target. ....	14
Table 8: What level of involvement should the Ballina Shire Council have in a community-wide emissions reduction target? .....	16
Table 9: If Ballina Shire Council was to prepare a comprehensive community-wide emission reduction action plan it would need to be funded. Typically \$40,000 is required to prepare a Community Action Plan. Which would be your preferred funding source? .....	18
Table 10: How much would you be willing to contribute annually to support a Ballina Shire community-wide emission reduction target? .....	20
Table 11: What actions can Council take to support the community to respond to climate change? (Choose your top 4 actions) .....	22
Table 12: tell us about your connection to the Ballina Shire .....	24
Table 13: If you are a Ballina Shire resident where do you live? .....	26
Table 14: What is your age? .....	28
Table 15: Do you have any other feedback or suggestions? .....	29
Figure 1 How concerned are you about climate change issues? .....	3
Figure 2: Which climate change impacts are you most concerned about? .....	5
Figure 3: What are the most important actions that the community can do to reduce greenhouse gas emissions in the Ballina Shire? .....	7
Figure 4: What activities do you already do to reduce your greenhouse gas emissions? .....	9
Figure 5: What motivates you to reduce greenhouse gas emissions? .....	11
Figure 6: What barriers have you experienced in taking action to reduce greenhouse gas emissions? .....	13
Figure 7: What is your position on the following statement. Ballina Shire should commit to a community-wide emissions reduction target. ....	15
Figure 8: What level of involvement should Ballina Shire Council have in a community-wide emissions reduction target? .....	17
Figure 9: Typically \$40,000 is required to prepare a Community Action Plan. Which would be your preferred funding source? .....	19
Figure 10: How much would you be willing to contribute annually to support a Ballina Shire community-wide emissions reduction target? .....	21
Figure 11: What actions can Council take to support the community to respond to climate change? .....	23
Figure 12: Tell us about your connection to the Ballina Shire? .....	25
Figure 13: If you are a Ballina Shire resident where do you live? .....	27
Figure 14: What is your age? .....	28



## Executive summary

Ballina Shire Council conducted a community survey from 19 May to the 16 June 2021. The survey was in response to a Council resolution in March 2021 to include community engagement about addressing broader community-wide emissions in conjunction with the public exhibition of Council's draft Climate Change Policy.

The purpose of the survey was to seek community feedback on whether a community-wide emissions reduction target is needed, if so what should that be, how could it be funded, and what level of involvement should Council have. Participants were also given the opportunity to share their views about their level of concern about climate change and potential impacts, actions that the community and council could do and what respondents already do, and what barriers to action they have experienced if any.

The invitation to participate was widely communicated in line with Council's Communication Policy which included community announcements by radio and social media, electronic mail out to Council's database of community groups, Council's website, Ward committees, and Community Connect publication.

There were 173 survey participants with the majority living within the Ballina Shire. The respondents were aged mostly between 35 years and 65+ years.

The majority of respondents expressed a high level of concern about climate change impacts, with most concern for loss of biodiversity.

A small portion of the respondents answered that they were not concerned about climate change or potential impacts.

The majority of respondents do some sort of emissions reduction activities themselves, and protecting the environment for future generations was ranked as the most important motivator for climate change action.

Respondents thought that the Ballina Shire should have a community-wide emissions target with Council as the key driver through grant funding and general revenue. There was willingness by most respondents to contribute funds annually to support a community-wide emissions target.

Respondents view Council can best support the community to take action through land use planning and controls, demonstrating leadership, and provision of community infrastructure such as cycleways, footpaths, and urban parks and tree planting. Council leading by example was a highly rated action.

A small portion of the survey respondents think the Shire and or Council should not pursue climate change action, or set a community target, or provide funding for community-wide climate change action.

With consideration of the survey results it is recommended that Council consider seeking grant funding for further community-wide emissions reduction planning.

# The Respondents Summary

There were 173 online participants to the survey with an 88% completion rate. The two most skipped questions were Question 15 - Providing further feedback and Question 16 – Contact details.

Of the 173 participants 153 told us about their connection to Ballina Shire. The majority of participants are local residents who live within the Shire.

The majority of survey participants lived within the Ballina Shire with the age of respondents being mostly between 35 years and 65 + years.

## Survey Results

### Q1. How concerned are you about climate change issues?

Participants were asked to rate their concern about climate change issues on a 5 level scale from “extremely concerned” to “not concerned”.

This question was answered by all 173 respondents (n=173).

A significant amount of respondents, 154 (89%), expressed a level of concern about climate change (Table 1).

Almost three quarters of all respondents, 122 (71%), answered “extremely concerned”. The remaining concerned respondents answered “very concerned” 19 (11%), “moderately concerned” 8 (5%), and 5 (3%) selected “slightly concerned”.

Over the entire sample group 19 (11%) of respondents expressed that they were “not concerned” about climate change.

Responses to this question suggests that the majority of survey respondents are extremely concerned about climate change issues (Figure 1).

How concerned are you about climate change issues?

Answered: 173 Skipped: 0

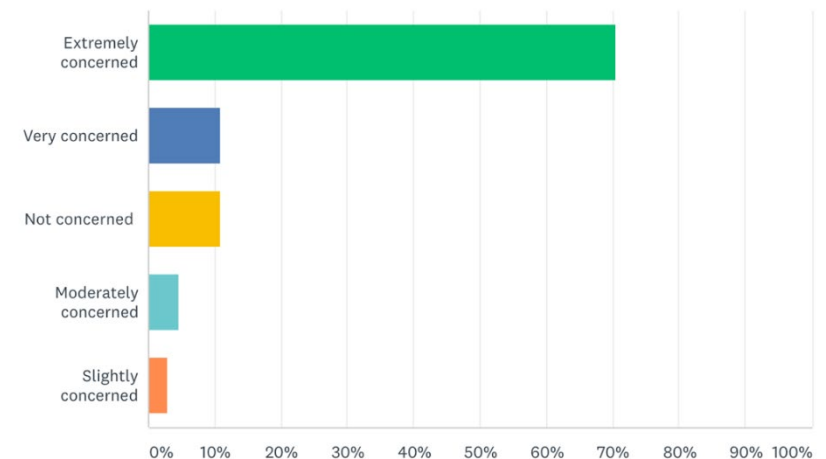


Figure 1 How concerned are you about climate change issues?

Table 1: How concerned are you about climate change issues?

ANSWER CHOICES	RESPONSES	
Extremely concerned	70.52%	122
Very concerned	10.98%	19
Not concerned	10.98%	19
Moderately concerned	4.62%	8
Slightly concerned	2.89%	5
TOTAL		173



## Q2. Which climate change impacts are you most concerned about?

All survey participants provided a response to this question (n=173).

Participants were asked to rank their level of concern about a list of five possible climate change impacts (Table 2) on a five level scale from “extremely concerned” to “not concerned”.

Table 1: Which climate change impacts are you most concerned about?

	EXTREMELY CONCERNED (1)	VERY CONCERNED (2)	MODERATELY CONCERNED (3)	SLIGHTLY CONCERNED (4)	NOT CONCERNED (5)	TOTAL	WEIGHTED AVERAGE
Loss of biodiversity	64.71% 110	18.24% 31	4.12% 7	2.94% 5	10.00% 17	170	4.25
More frequent and extreme weather events	57.31% 98	23.39% 40	1.75% 3	5.26% 9	12.28% 21	171	4.08
Water security	48.82% 83	30.00% 51	8.24% 14	4.71% 8	8.24% 14	170	4.06
Coastal erosion	49.71% 86	25.43% 44	9.83% 17	4.62% 8	10.40% 18	173	3.99
Food security	33.14% 56	35.50% 60	14.20% 24	4.73% 8	12.43% 21	169	3.72
Increased hot days	33.33% 56	35.71% 60	11.90% 20	5.36% 9	13.69% 23	168	3.70

Of the 173 respondents 143 people ticked that they had some level of concern about the listed climate change impacts between “extremely concerned” to “slightly concerned”.

There were 21 respondents who answered with mixed levels of concern including “not concerned” about some impacts to “very concerned” about others.

Of the 173 respondents 9 ticked that they were “not concerned” about any of the listed impacts. The average ratings, with 5 being “extremely concerned” and 1 being “not concerned”, for each climate change impact are provided in Table 1. The average rating suggests that the majority of survey participants are “extremely concerned” or “very concerned” about the listed climate change impacts with the highest concern being for “loss of biodiversity”.



The following graph gives a visual representation of the percentage of responses across all impacts which further illustrates that “extremely concerned” and “very concerned” are by far the top two levels of concern across all impacts.

Overall the responses indicates there is a very high level of concern about all listed climate change impacts among the survey participants.

### Which climate change impacts are you most concerned about occurring in the Ballina Shire? (Tick all that apply)

Answered: 173 Skipped: 0

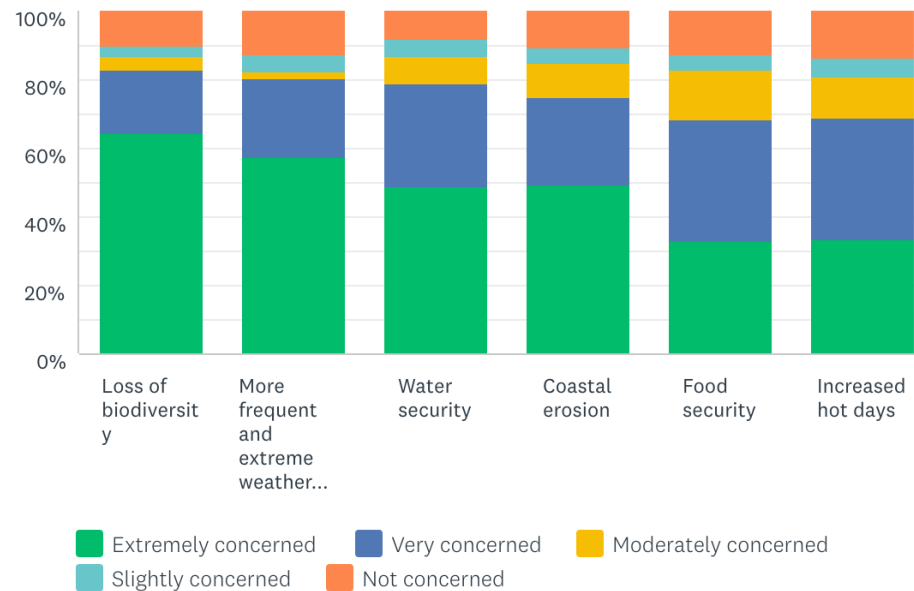


Figure 2: Which climate change impacts are you most concerned about?\*

\*Note: Long graph labels have been compressed to fit, see Table 2 for extended labels.

### Q3. What are the most important actions that the community can do to reduce greenhouse gas emissions in the Ballina Shire? (Tick your top 4)

All participants answered this question (n=173).

Participants could choose their top four options from the list of ten actions which included an option of “Other” to enable a specific response.

All of the listed actions received responses which indicates that all actions were important to some respondents at some level.

Table 2: What are the most important actions that the community can do to reduce greenhouse gas emissions in the Ballina Shire?

ANSWER CHOICES	RESPONSES	
Renewable energy - solar PV systems and battery storage for homes/businesses	65.90%	114
Sustainable land use practices, carbon sequestration ie tree planting, soil capture of carbon	59.54%	103
Local/regional mid to large scale renewable energy projects ie solar farms, bioenergy projects	54.34%	94
Energy efficiency - lights, appliances, building design	45.66%	79
Waste avoidance and recycling	45.66%	79
Active transport - walking, cycling, public transport, carpooling, e-riding (electric bikes/scooters)	33.53%	58
Low emission and electric vehicles	32.37%	56
Community-led lobbying of State and Federal Government for climate action	26.59%	46
Leading by example and raising awareness in your community	21.39%	37
Other (please specify)	15.03%	26
Total Respondents: 173		

The top four chosen actions, with a tied fourth, are:

1. “Renewable energy – Solar and batteries”
2. “Sustainable Land use practices – tree planting, soil capture”
3. “Local/regional mid to large scale renewable energy projects”
4. “Energy efficiency – lights, appliances, building design”, with an equal “waste avoidance and recycling”

The top three actions were reasonably closely scored with between 114 (66%) and 94 (54%) of the participant’s votes. The tied fourth actions “energy efficiency” and “waste avoidance” received 79 (46%) of peoples votes each.

The next most selected actions were “active transport”, “low emissions and electric vehicles”, “Community lobbying of government” and “Leading by example” with between 58 (34%) and 37 (21%) of votes.

There were 26 “Other” responses to this question. Of those, 18 were comments suggesting other possible actions around the topics - residential (water savings, building designs, batteries), transport, biodiversity, regeneration, education, and govt lobbying, and 8 respondents comments expressed they were not supportive of climate change action Figure 2: What are the most important actions that the community can do to reduce greenhouse gas emissions in the Ballina Shire?\*

What are the most important actions that the community could do to reduce greenhouse gas emissions in the Ballina Shire? (Tick your top 4)

Answered: 173 Skipped: 0

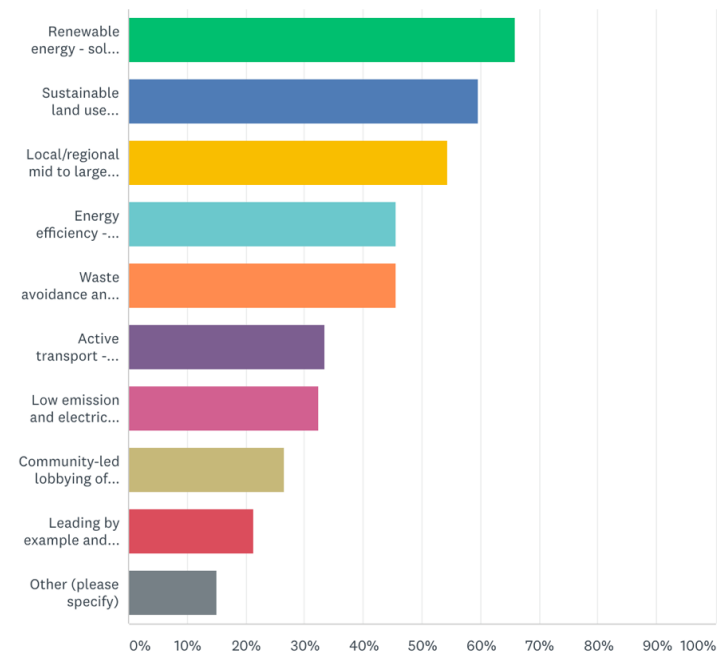


Figure 3: What are the most important actions that the community can do to reduce greenhouse gas emissions in the Ballina Shire?\*

\*Note: Long graph labels have been compressed to fit, see Table 3 for extended labels.

#### Q4. What activities do you already do to reduce your greenhouse gas emissions? (Tick all that apply)

All 173 participants provided a response to this question (n=173).

Participants were able to tick all actions that applied from a list of 11 possible activities. The list included an option of “I don’t do any particular emissions reduction activities”, people who ticked this option were able to skip to Q6.

Table 3: What activities do you already do to reduce your greenhouse gas emissions?

ANSWER CHOICES	RESPONSES	
I switched to LED lights	82.66%	143
I put all my food waste in the kerbside organics bin or home compost	80.92%	140
I am resource savvy - I shop local, recycle, upcycle, repurpose, fix, save electricity	78.61%	136
I installed solar PV on my house or business	65.90%	114
I use the cycleway and footpaths routinely to minimise car use	38.73%	67
I purchase Greenpower as a portion of my electricity	36.99%	64
I installed or am planning to install battery storage for a solar system	33.53%	58
Other (please specify)	18.50%	32
I have an electric car	8.67%	15
I use public transport routinely	6.36%	11
I don't do any particular emissions reduction activities. (Skip to question 6)	4.05%	7
Total Respondents: 173		

The top four actions selected are:

1. I switched to LED lights - 143 (83%)
2. I put all food waste in the kerbside organics bin or home compost – 140 (81%)
3. I am resource savvy – 136 (79%)
4. I installed solar PV on my house – 114 (66%)

The first three actions were close in votes with more than three quarters of participants choosing these actions, 143 to 136.

The fourth most chosen action was selected by just under three quarters of the survey group, 114 (66%) of participants.

“Cycleway and footpaths”, “Greenpower”, and “solar battery” were the next most selected actions and were closely grouped in scores. These actions were selected by between 67 (39%) and 58 (34%) of participants, which is less than half of the survey group.

The option “Other” was chosen by 32 people. Of these responses 29 listed specific actions that they do in relation to building design, water savings, waste minimisation, growing your own, conscience consumption, education, bush regeneration, working from home, carbon storage/offset techniques, community energy. There were 3 “Other” responses expressing they were not supportive of community greenhouse gas emissions reduction actions.

There were 15 respondents that have an electric car, 11 that use public transport routinely, and 7 who answered “I don’t do any particular emissions reduction activities”.

The results indicate that more than 90% of respondents do some sort of emissions reduction activities, with the top four actions clearly being the most common actions.

There were 15 respondents that have an electric car, 11 that use public transport routinely, and 7 who answered “I don’t do any particular emissions reduction activities”.

The results indicate that more than 90% of respondents do some sort of emissions reduction activities, with the top four actions clearly being the most common actions.

What activities do you already do to reduce your greenhouse gas emissions?  
(Tick all that apply).

Answered: 173 Skipped: 0

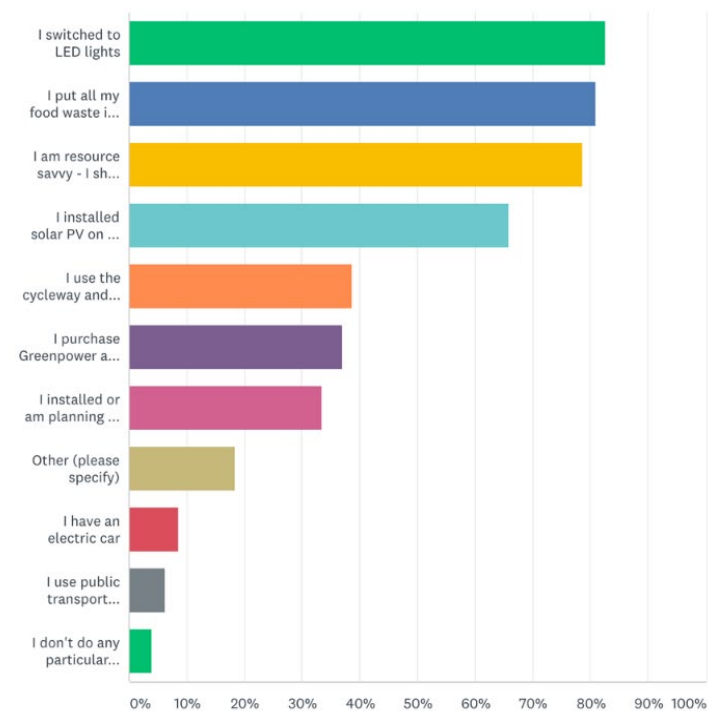


Figure 4: What activities do you already do to reduce your greenhouse gas emissions?\*

\*Note: Long graph labels have been compressed to fit, see Table 4 for extended labels.

## Q5. What motivates you to reduce greenhouse gas emissions? (Rank 1 to 6)

Of the 173 participants 165 provided an answer to this question, 8 people elected to skip this question (n=165/173).

Participants were asked to rank 6 sentences in order of preference with 1 being the most important motivator and 6 being the least important motivator.

The average rating score for each of the listed motivators are provided in Table 2. The average rating indicates that “protecting the environment for future generations” is the most important motivator for the majority of the respondents.

“Saving money”, “leading by example” and “supporting Australian commitments” are the next three most common choices. These motivators were closely rated. “Government incentives” and “increasing property value” ranked notably lower as the least important motivators out of the list.

Table 4: What motivates you to reduce greenhouse gas emissions?

	1	2	3	4	5	6	TOTAL	SCORE
To protect the environment for future generations	74.53% 120	11.80% 19	3.11% 5	4.97% 8	4.35% 7	1.24% 2	161	5.43
To save money ie less waste, lower energy bills	16.56% 26	16.56% 26	16.56% 26	42.04% 66	5.73% 9	2.55% 4	157	3.89
To lead by example and help to educate my family/friends/community	6.21% 10	23.60% 38	40.99% 66	13.04% 21	9.32% 15	6.83% 11	161	3.84
To support Australia in reaching the global climate change commitments	1.89% 3	37.11% 59	22.64% 36	16.35% 26	8.81% 14	13.21% 21	159	3.67
To take advantage of government incentives/rebates	0.62% 1	5.59% 9	10.56% 17	14.29% 23	39.13% 63	29.81% 48	161	2.25
To improve the value of my property	1.86% 3	5.59% 9	5.59% 9	9.32% 15	31.68% 51	45.96% 74	161	1.99

The following graph gives a visual representation of the percentage of responses for “motivators”. This further illustrates that “protecting the environment” is by far the most important motivator for the majority of respondents.

Overall the responses indicate the survey participants are highly motivated by “protecting the environment for future generations”.

What motivates you to reduce greenhouse gas emissions? (With 1 being most important click and drag each sentence into your preferred order 1 to 6)

Answered: 165 Skipped: 8

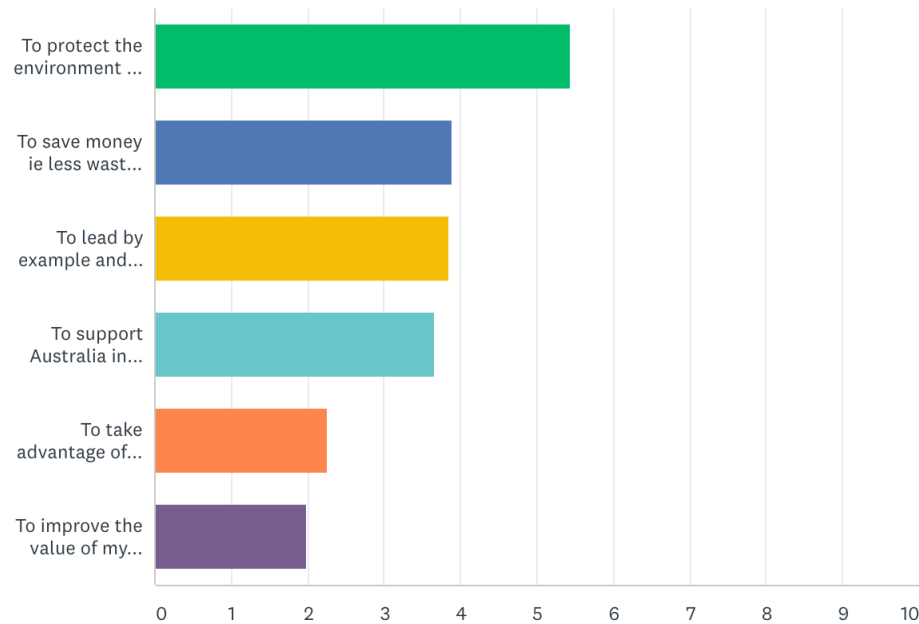


Figure 5: What motivates you to reduce greenhouse gas emissions?\*

\*Note: Long graph labels have been compressed to fit, see Table 5 for extended labels.



### Q6. What barriers have you experienced in taking action to reduce greenhouse gas emissions? (Tick all that apply)

Out of the 173 participants 164 people provided an answer to this question (n=164/173). Respondents could tick all options that applied to them.

“The cost of installing renewable energy and energy savings measures” was the most chosen barrier with 107 out of 164 of respondents (65%) ticking this option.

Table 5: What barriers have you experienced in taking action to reduce greenhouse gas emissions?

ANSWER CHOICES	RESPONSES	
The cost of installing renewable energy and energy saving measures	65.24%	107
Lack of knowledge on Government rebates and incentives	33.54%	55
Other (please specify)	29.88%	49
Property limitations ie rental, apartments, building not suitable for installations	28.05%	46
Limited knowledge on what I can do as an individual	15.24%	25
Limited knowledge on what to do as a business, industry, or organisation	7.93%	13
Total Respondents: 164		

The proportion of respondents for the other options was considerably lower with “Lack of knowledge on Government rebates and incentives” the next choice at almost half as many respondents, 55 (34%), compared to the first choice.

The third most chosen option was “Other” with 49 (30%) respondents providing specific responses, closely followed by ‘Property limitations’ with 46 respondents.

“Limited knowledge on what I can do as an individual or business” were the least two chosen barriers at 25 and 15 respondents respectively.

Of the 49 “Other” responses 9 people commented specifically on the ‘lack of support and incentives by levels of government’. Another 9 responses were unsupportive of climate change action, and the rest of the responses (28) were around the following topics:

- Lack of public transport, electric vehicle costs, lack of cooperation by energy retailers, lack of infrastructure for business waste initiatives, lack of community support, solar recycling, overseas manufacturing, issues with strata properties, more incentives required, Council should have electric fleet, lack of EV charging stations.

Figure 6 graphically illustrates that the cost of installing renewable energy and energy savings measures was the most chosen barrier.

### What barriers have you experienced in taking action to reduce greenhouse gas emissions? (Tick all that apply)

Answered: 164 Skipped: 9

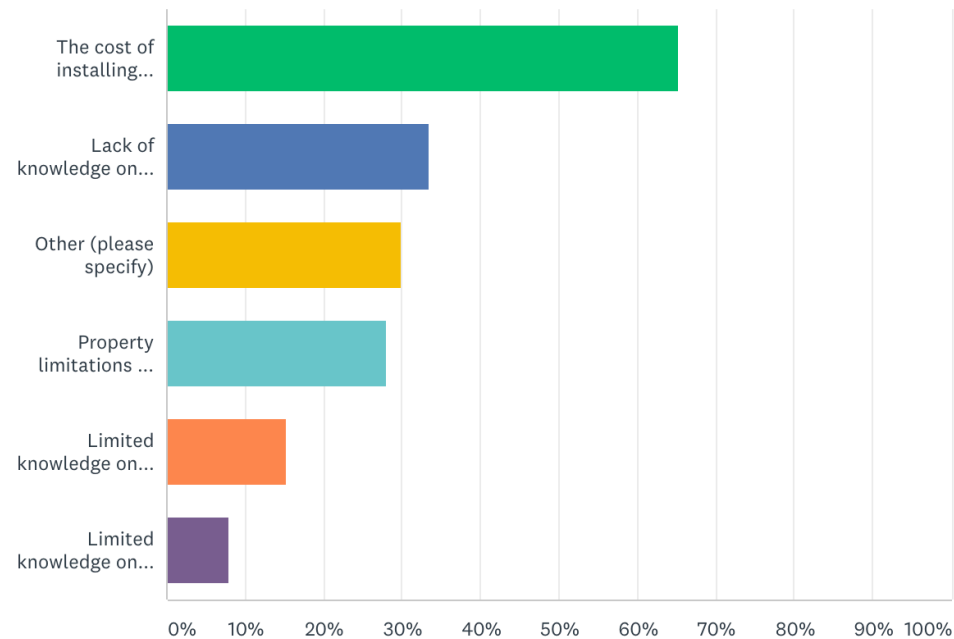


Figure 6: What barriers have you experienced in taking action to reduce greenhouse gas emissions?\*

\*Note: Long graph labels have been compressed to fit, see Table 6 for extended labels.

### Q7. What is your position on the following statement. Ballina Shire should commit to a community-wide emissions reduction target.

Participants were asked what their position was on the statement “Ballina Shire should commit to a community-wide emissions reduction target.”

There were 168 out of 173 participants that responded to this question (n=168/173). This question was multiple choice with five choices listed in the table below. Respondents could choose from two potential targets, or express that “No, a target is not needed”, or provide a specific response through “Other”.

Table 6: What is your position on the following statement? Ballina Shire should commit to a community-wide emissions reduction target.

ANSWER CHOICES	RESPONSES	
Yes - rapid emissions reduction in line with the international recommendations: 35-50% emission reduction by 2030 and net zero emissions before 2050.	70.24%	118
Yes - in line with the NSW Government targets: 35% emission reduction by 2030, net zero emissions by 2050.	10.12%	17
No, a community target is not needed	10.12%	17
Other (please specify)	7.74%	13
I'm not sure if a community-wide emissions target is needed	1.79%	3
<b>TOTAL</b>		<b>168</b>

The majority of survey participants 118 (70%), responded in the affirmative “Yes – rapid emissions reduction in line with international recommendations: 35-50% emission reduction by 2030 and net zero emissions before 2050”.

The choices “Yes- in line with the NSW Government targets: 35% emission reduction by 2030, net zero emissions by 2050”, and “No, a community target is not needed” was chosen by a significantly smaller number of respondents 17 (10%).

A small proportion of respondents 13 (8%), gave an “Other” response of which 9 were around being even more ambitious beyond the options listed including:

‘Net Zero by 2030, or 2040, as earliest as possible, that targets should cover all LGA’s in the area, and Council should implement strategies and policy to mandate action’

## Ballina Shire Council

The remaining 4 responses to “Other” were not in support of the Shire pursuing climate change action.

Less than 2% of respondents answered “I’m not sure if a community-wide emissions target is needed” (n=3).

As 80% of participants responded with an affirmative answer to an emissions target, with 70% choosing rapid emissions reduction in line with international recommendations, and 10% choosing a target in line with the NSW Government targets this suggest that the survey respondent’s position is that Ballina Shire should have an emissions reduction target “in line with international recommendations - 35-50% emission reduction by 2030 and net zero emissions before 2050”.

Figure 7 graphically illustrates that the most common answer to this question was “Yes – rapid emissions reduction in line with international recommendations: 35-50% emission reduction by 2030 and net zero emissions before 2050”.

What is your position on the following statement? Ballina Shire should commit to a community-wide emissions reduction target? (choose 1)

Answered: 168 Skipped: 5

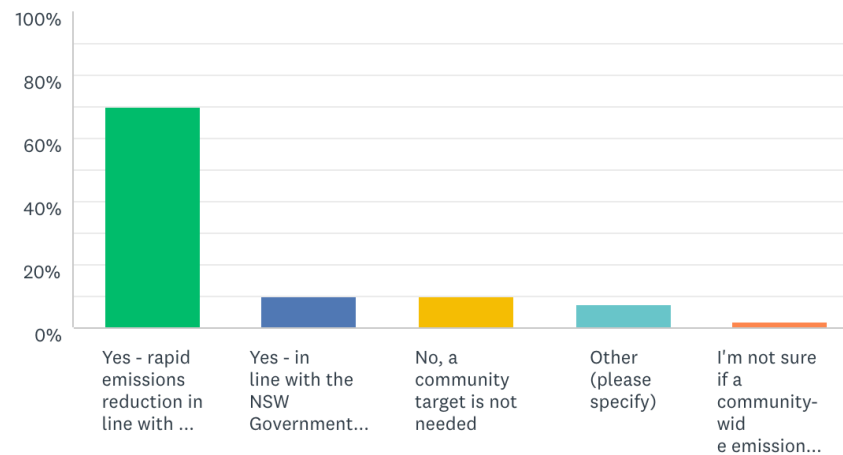


Figure 7: What is your position on the following statement. Ballina Shire should commit to a community-wide emissions reduction target.\*

\*Note: Long graph labels have been compressed to fit, see Table 7 for extended labels.

**Q8. Some communities have voluntarily developed their own community-wide emission reduction plans, and a growing number of councils are assisting their communities to set targets and develop plans. What level of involvement should Ballina Shire Council have in a community-wide emissions reduction target?**

There were 168 responses to this question (n=168/173).

Respondents were able to choose from the following options:

*Table 7: What level of involvement should the Ballina Shire Council have in a community-wide emissions reduction target?*

ANSWER CHOICES	RESPONSES	
The key driver - adopting the target and funding development of a community action plan with community consultation (would require identifying a funding source).	67.26%	113
It's not Council's responsibility to be involved in community-wide emissions reduction.	12.50%	21
A regular contributor - supporting a voluntary community group to set a target and develop an action plan, ie attend community meetings, provide advice, assist with community led grant funding submissions.	11.90%	20
Other (please specify)	5.95%	10
An occasional contributor - support a voluntary community group to set a target, provide advice and meeting spaces, update on Council's initiatives.	2.38%	4
TOTAL		168

Of the 168 responses the majority 113 (67%) chose Council's level of involvement to be "The Key Driver – adopting the target and funding development of a community action plan with community consultation".

There were 21 people that answered "It is not Council's responsibility to be involved in community-wide emissions reduction", with an almost equal amount of people, 20, answering that Council should be a "Regular Contributor" providing support to a community-wide emissions target".

4 respondents answered that Council should be an "Occasional Contributor".

There were 10 respondents that provided an "Other" responses, 6 were supportive of Council being involved in activities including landcare, housing design, public transport, carbon capture, public meetings, education, and lobbying government, 2 commented that were unsure of Council's level of involvement, 2 responses did not support Council's involvement in climate change action.

Figure 8 illustrates that “The Key Driver – adopting the target and funding development of a community action plan with community consultation” was the most chosen option.

Some communities have voluntarily developed their own community-wide emission reduction plans, and a growing number of councils are assisting their communities to set targets and develop plans. What level of involvement should Ballina Shire Council have in a community-wide emissions reduction target? (Choose 1)

Answered: 168 Skipped: 5

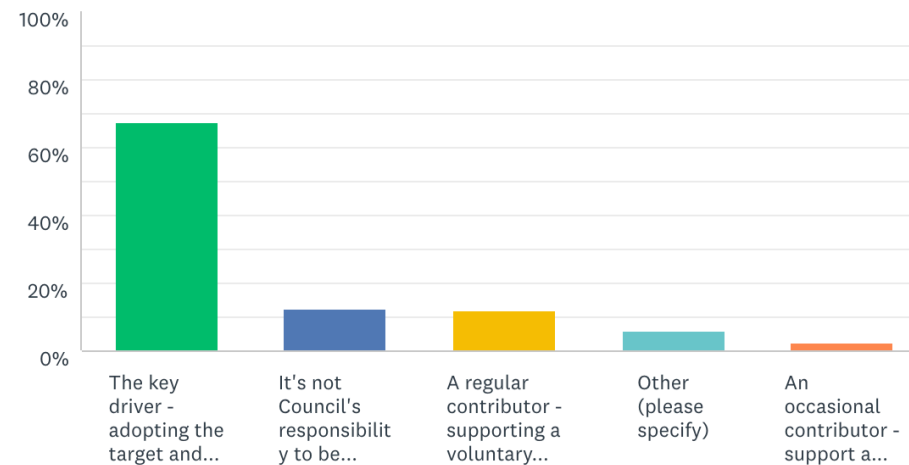


Figure 8: What level of involvement should Ballina Shire Council have in a community-wide emissions reduction target?\*

\*Note: Long graph labels have been compressed to fit, see Table 8 for extended labels.

**Q9. If Ballina Shire Council was to prepare a comprehensive community- wide emissions reduction action plan it would need to be funded. Typically \$40,000 is required to prepare a Community Action Plan. Which would be your preferred funding source?**

There were 152 responses to this question out of 173 participants (n=152/173).

Respondents were able to choose one option from the following choices:

*Table 8: If Ballina Shire Council was to prepare a comprehensive community-wide emission reduction action plan it would need to be funded. Typically \$40,000 is required to prepare a Community Action Plan. Which would be your preferred funding source?*

ANSWER CHOICES	RESPONSES	
A combination of grant funding and general revenue	41.45%	63
Applying for grant funding opportunities if they arise	19.74%	30
Council general revenue, by reducing expenditure or level of services in other areas	15.13%	23
No additional funding should be considered to prepare a community action plan	9.87%	15
Other (please specify)	7.24%	11
A rate increase	6.58%	10
TOTAL		152

Of the 152 responses 126 people (82%) chose one of the funding source options for the preparation of a community-wide emissions reduction action plan. The most common choice of funding was “A combination of grant funding and general revenue” 63 (41%), followed by “applying for grant funding 30 (20%), Council general revenue 23 (15%), and “a rate increase” was the least chosen funding option by 10 (7%).

There were 15 respondents (10%) who responded that “No additional funding should be considered to prepare a community action plan”.

There were 11 “Other” responses. Of those, 7 respondents were not supportive of any funding for a community-wide emissions reduction plan, 3 respondents were supportive of rate increase, grant funding, or Council putting money towards a plan.



Figure 9 graphically illustrates the distribution of the choices to question 8 with “A combination of grant funding and general revenue” as the most chosen option.

If Ballina Shire Council was to prepare a comprehensive community-wide emissions reduction action plan it would need to be funded. Typically \$40,000 is required to prepare a Community Action Plan. Which would be your preferred funding source?

Answered: 152 Skipped: 21

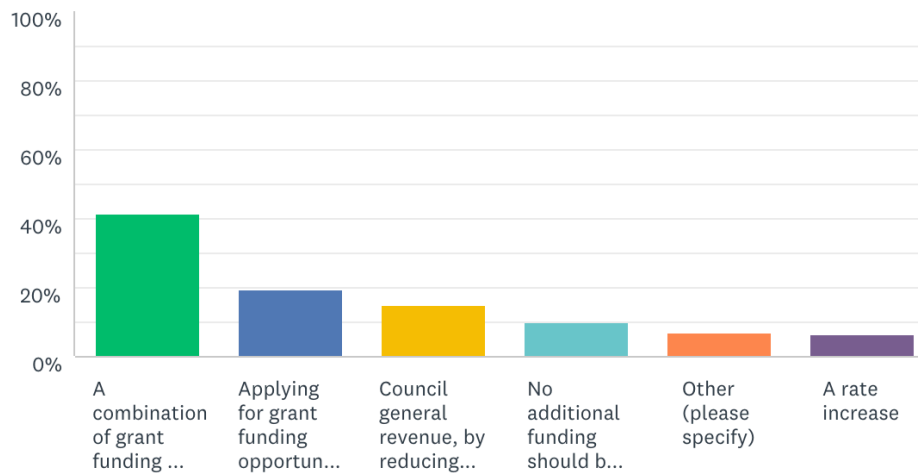


Figure 9: Typically \$40,000 is required to prepare a Community Action Plan. Which would be your preferred funding source?\*

\*Note: Long graph labels have been compressed to fit, see Table 9 for extended labels.

**Q10. How much would you be willing to contribute annually to support a Ballina Shire community-wide emissions reduction target? For example, if the community was the key driver you may like to contribute voluntarily to a community fund, if led by the Council this could be through annual rates.**

Respondents were asked how much they would be willing to contribute annually to support a Ballina Shire community-wide emissions education action plan. This question was asked to gauge the level of interest in community members voluntarily providing funding for community emissions reduction, whether that be through the Council, if Council was to led a target, or through a community led initiative.

There were 153 responses to this question out of 173 participants, 20 chose to skip (n=153/173).

*Table 9: How much would you be willing to contribute annually to support a Ballina Shire community-wide emission reduction target?*

ANSWER CHOICES	RESPONSES	
\$51 to \$100	27.45%	42
More than \$100	20.26%	31
I am not willing to consider contributing funds to support a community-wide emissions reduction target.	18.30%	28
\$10 to \$25	14.38%	22
\$26 to \$50	8.50%	13
\$2 to \$10	5.88%	9
Other (please specify)	5.23%	8
TOTAL		153

There were 117 (77%) of respondents that chose one of the dollar values.

The most chosen response was “\$51 to \$100” annually which was chosen by 42 (27%) respondents, followed by “more than \$100” by 31 (20%) of respondents.

The third highest chosen response was “I am not willing to consider contributing funds to support a community-wide emissions reduction target” 18% (28).

There were 8 “other” responses from a range of topics including:

- Contributing time and expertise, concern about how money would be spent, and already making contributions through rates.

This results of this question suggest that the majority of survey respondents would be willing to contribute funds annually from \$2 to more than \$100 to support a community-wide emissions target.

Figure 10 illustrates that the most chosen response to this question was “\$51 to \$100” annually.

How much would you be willing to contribute annually to support a Ballina Shire community-wide emissions reduction target? For example, if the community was the key driver you may like to contribute voluntarily to a community fund, if led by the Council this could be through annual rates.

Answered: 153 Skipped: 20

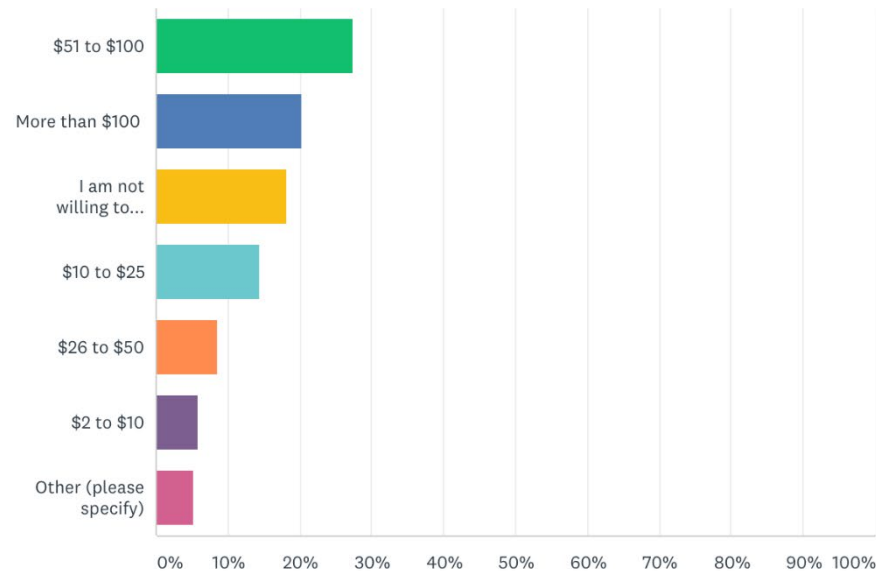


Figure 10: How much would you be willing to contribute annually to support a Ballina Shire community-wide emissions reduction target?\*

\*Note: Long graph labels have been compressed to fit, see Table 10 for extended labels.

### Q11. What actions can Council take to support the community to respond to climate change? (Choose your top 4 actions)

Respondents were asked to choose their top four actions from the choices in the table below that Council can take to support the community respond to climate change.

There were 153 responses to this question out of 173 participants (n=153/173).

Table 10: What actions can Council take to support the community to respond to climate change? (Choose your top 4 actions)

ANSWER CHOICES	RESPONSES	
Land use planning and environmental controls - revising and amending to include climate change considerations	66.67%	102
Leading by example - reducing Council's emission, managing risks to public infrastructure and the natural environment.	64.71%	99
Provision of infrastructure - electric vehicle charging stations, cycle ways, footpaths.	54.25%	83
Urban greening programs - street trees, and parks.	51.63%	79
Advocating for more action at a State and Federal government level.	47.06%	72
Active participation in local/regional partnerships and community groups to enable local action, innovative projects, and strong advocacy to government.	44.44%	68
Provide education/workshops for business, industry, residents, schools.	37.25%	57
Promoting government incentive schemes.	23.53%	36
Other (please specify)	10.46%	16
Total Respondents: 153		

The top two actions chosen were “Land use planning and environmental controls” 102 (67%), and “Leading by example” 99 (65%).

The third and fourth most chosen actions were “Provision of Infrastructure” 83 (54%) and “Urban greening programs” 79 (52%).

Following closely was “Advocating for more action at a State and Federal Government level” with 72 (47%) of respondents, and “Active participation in local/regional partnerships and community groups...” 68 (44%).

There were 16 “Other” responses. Response topics included: biodiversity planning policies, enforcing passive building design, supporting renewable energy for businesses and low income households, electric charging stations, and a 2025 deadline for renewable.

There were 4 “Other” responses in relation to climate change action not being Council’s responsibility or that the community was not concerned, and 3 responses around climate change not existing.

The results of this question indicate that respondents view Council’s role in taking climate change action is best suited to provision of land use planning and controls that consider climate change considerations, by taking a leadership role in reducing Councils own operational emissions and risk management, provision of community infrastructure such as cycleways, footpaths, and urban parks and tree planting. Advocating for more action at a State and Federal Government level, and active participation in local/regional partnerships and community groups also featured as important actions to support the community. A small proportion of the respondents did not support Council taking climate action. The distribution of responses is graphically illustrated in Figure 11.

What actions can Council take to support the community to respond to climate change? (Choose your top 4 actions)

Answered: 153 Skipped: 20

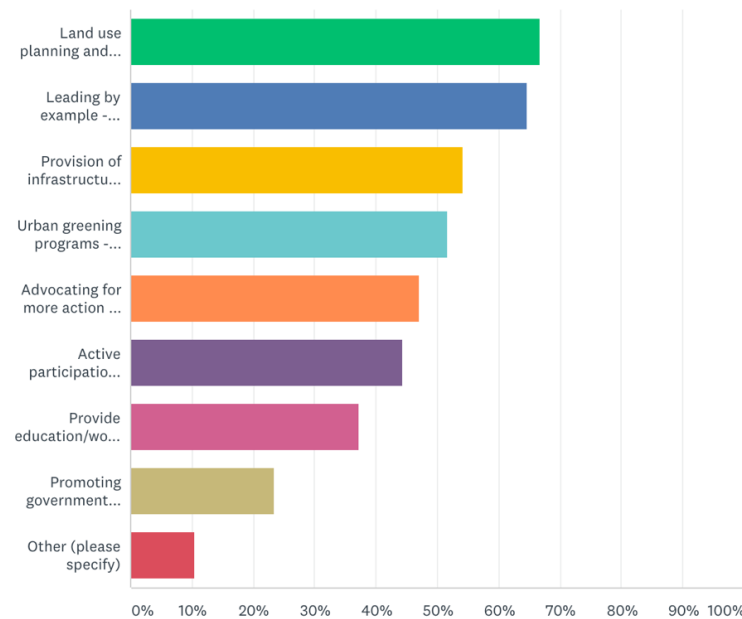


Figure 11: What actions can Council take to support the community to respond to climate change?\*

\*Note: Long graph labels have been compressed to fit, see Table 11 for extended labels.

## Q12. Tell us about your connection to the Ballina Shire

There were 153 out of 173 respondents that told us about their connection to Ballina Shire (n=153/173).

Respondents were able to choose more than one of the options in the table below and/or specify an “Other” response.

Table 11: tell us about your connection to the Ballina Shire

ANSWER CHOICES	RESPONSES	
Local resident	88.89%	136
Work here	16.99%	26
Business owner	12.42%	19
Other (please specify)	8.50%	13
Visitor	2.61%	4
Student	1.96%	3
Total Respondents: 153		

The majority of respondents are local residents, 136 (89%).

Of the 136 respondents who chose “Local resident” 34 of them also chose another option. “Local resident and Work here” was chosen by 13 of the 34, followed by 10 choosing “Local resident and Business owner”, 5 chose “Local resident/Business owner/Work here”, and 3 chose “Local resident and Other”.

There were 3 “Work here”, 2 “Visitor”, and 1 “Business Owner” responses, and 3 people gave combined answers of Work here/Business owner/Visitor.

There were 13 respondents who chose to specify an “Other” response. Statements topics included occupations/former resident/born here/frequent visitor/neighbouring resident/shopping.

There was 1 respondent that’s answer was not in relation to a connection to Ballina Shire.

Figure 12 graphically illustrates that the majority of respondents are local residents.

## Tell us about your connection to the Ballina Shire

Answered: 153 Skipped: 20

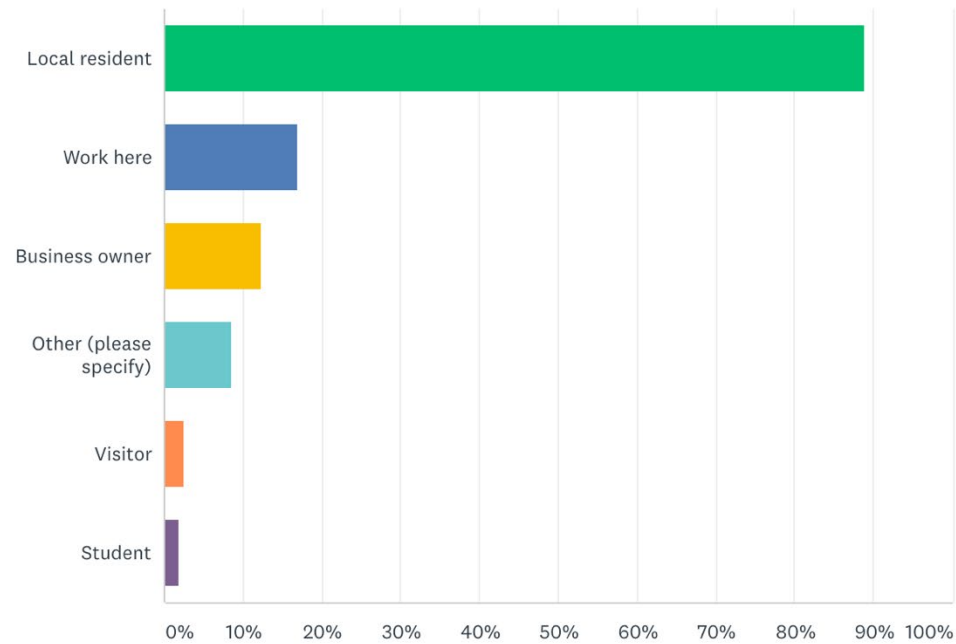


Figure 12: Tell us about your connection to the Ballina Shire?



### Q13. If you are a Ballina Shire resident where do you live?

Of the 173 participants 144 people responded to this question, 29 skipped (n=144/173).

Participants were asked to select a location from the list in the table below. They also had the opportunity to respond with a specific location in the “Other” section.

Table 12: If you are a Ballina Shire resident where do you live?

ANSWER CHOICES	RESPONSES	
Ballina	38.19%	55
Lennox Head	22.22%	32
Other (please specify)	9.72%	14
Cumbalum	7.64%	11
Alstonville	6.25%	9
Newrybar	4.17%	6
Skennars Head	3.47%	5
Wardell	2.78%	4
Wollongbar	2.08%	3
Rural	1.39%	2
Tintenbar	1.39%	2
South Ballina	0.69%	1
<b>TOTAL</b>		<b>144</b>

Over 95% of the respondents live within the Ballina Shire (n=138/144).

Ballina residents accounted for 39% of the respondents (55), followed by 22% from Lennox Head (32).

The next most chosen option was “Other” 10% (14) with 7 of those people specifying a location within the Ballina Shire that was unlisted ie Teven, Alstonvale, East Ballina, 4 people listed a neighboring Local Government Area, and 2 people left comments unrelated to a location.

Cumbalum residents accounted for 11 respondents (8%) with all other respondents nominating one of the listed localities within the Shire.

### If you are a Ballina Shire resident where do you live?

Answered: 144 Skipped: 29

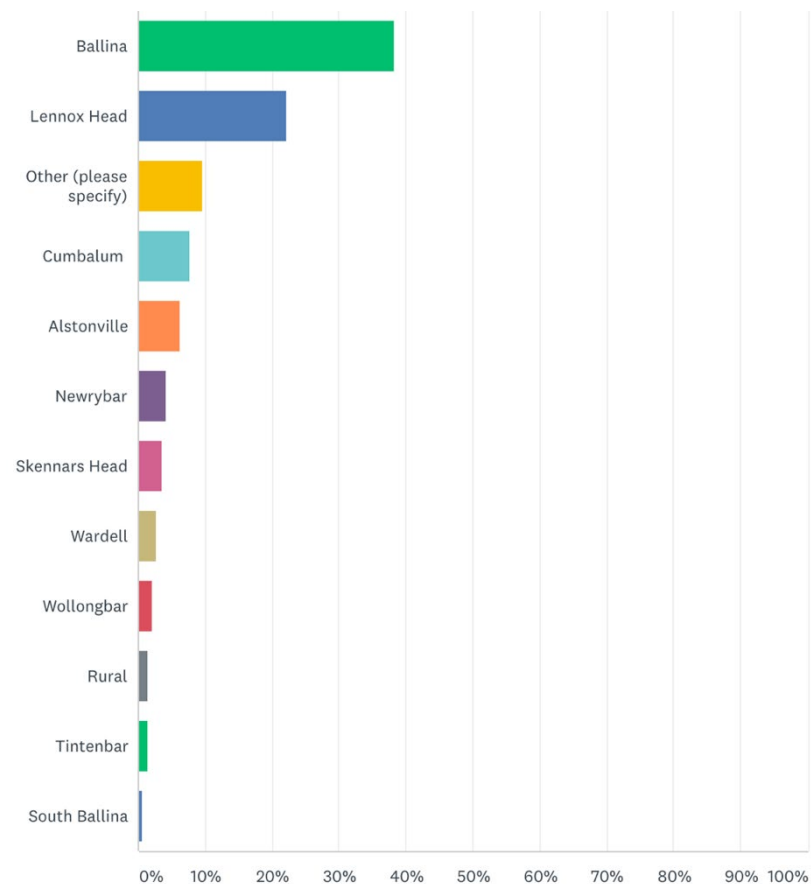


Figure 13: If you are a Ballina Shire resident where do you live?

### Q14. What is your age?

Participants were asked to select an age category from the below list.

There were 153 responses to this question, 20 skipped the question (n=153/173).

Table 13: What is your age?

ANSWER CHOICES	RESPONSES	
65 +	33.33%	51
50 to 64	31.37%	48
35 to 49	28.10%	43
18 to 34	6.54%	10
Under 18	0.65%	1
<b>TOTAL</b>		<b>153</b>

The age of the respondents was reasonably evenly distributed over three main categories with most respondents, 33%, ticking the “65+ category” (n=51/153), followed by 31% in the “50 to 64” category (48), and 28% in the “35 to 49” category (43).

Out of the 153 respondents 7% were between 18 and 34 years (10), and less than 1% were under 18 (1).

#### What is your age?

Answered: 153 Skipped: 20

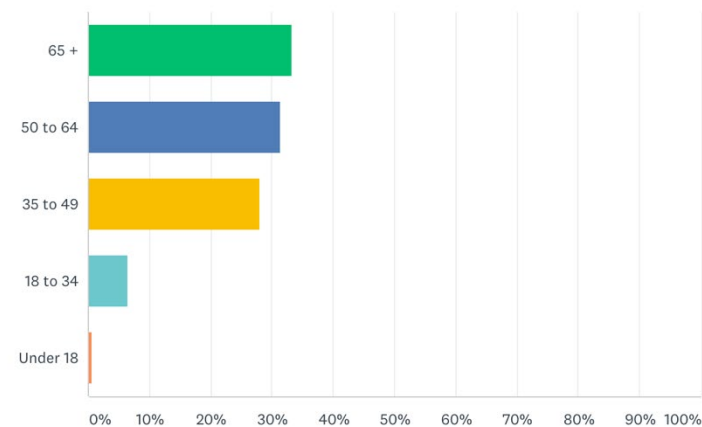


Figure 14: What is your age?

## Q15. Do you have any other feedback or suggestions?

There were 106 responses to this question (n=106/173).

The responses were grouped into topic areas listed below in Table 15.

Table 14: Do you have any other feedback or suggestions?

TOPIC	COMMENTS AND NUMBER OF RESPONSES	TOTAL NUMBER OF RESPONSES
URGING COUNCIL TO:	To move ahead with action (17). To lead by example (5). Prioritise funding of the action plan (1). Faster action on renewable electricity (1).	24
TRANSPORT	Improve public transport, urban active transport, and cycleways (10). Provision of scooters in CBD (1). Electric vehicle initiatives (1).	12
PRAISE FOR COUNCIL'S CLIMATE CHANGE ACTIONS	Various range of positive and supportive comments about Councils past activities and proposed policy.	11
COLLABORATION/ENGAGE	Support community led groups (4). Encourage and support community energy projects (3). Engage with the younger generations/schools (1). Regional collaboration with other LGA's (1). Include local indigenous input in planning (1). Council should join Global Covenant of Mayors program (1).	11
BUILDING AND LAND USE PLANNING	Planning controls to encourage better building design (5). Better connectivity between developments (2). Reduce development (2). Mandate water storage for new buildings (1)	10
UNSUPPORTIVE OF COMMUNITY OR COUNCIL TAKING ACTION	Not Councils responsibility (3). Wastes money (2). Don't believe in climate change (2). No targets required (1). Unrealistic targets (1)	9
WASTE	Reducing waste to landfill, increase recycling (3). Reduce waste disposal rates (1). Improve waste collection in rural areas – add greenwaste (1). Reduce business costs of recycling (1). Providing storage space for recycling products (1). Improve recycling for businesses (1).	7
COMMUNITY SUPPORT:	Greater incentives for solar and energy efficiency for residents, businesses, and rentals/strata developments (4). Partnering programs for low income homes solar (1). Reduce rates don't increase (1).	6
URBAN LIVABILITY	Community gardens (2). Improve outdoor parks, seating (2). Urban fruit tree planting (1).	5
EDUCATION	Education and support for farmers (2). Educating farmers about solar/agri land sharing (1). Educate on Carbon sequestration incentives and benefits (1).	4
RENEWABLE ENERGY PROJECTS	Battery storage initiatives (2). Methane capture at waste facility (1). Solar awnings over carparks, cycleways, shelters (1).	4
COMMUNITY-WIDE ACTION	Urging Council to drive community target (1). Extend target to community-wide (1). Shire precinct areas for strategies for action (1). Include adaptation planning (1).	4
POLICY	Stop fossil fuel investment (1). Need for closed loop recycling and economic policies (1).	2
OTHER	Comment re a survey question (1). Comment unrelated to Climate Change (1).	1

The most common responses related to urging Council to move ahead with climate change action, comments included: “Go hard, it's really important!”, “Lets do it!”, “Lets inspire other communities and turn this shop around!”, “Don't delay.”

Comments relating to improving transport was the next most common response with most comments relating to improvement of public transport and cycleways.

There were 11 comments praising Council for its climate change action, and 11 suggestions for collaborative approaches such as supporting community led groups and community energy projects.

Comments of praise included: “Thank you for getting started”, “Great to see the Council being proactive on this issue”, “Gratitude for your important work”, “Thanks for asking the community”.

There were 10 comments in relation to building and land use planning with 5 of those comments suggesting better building design standards and controls are needed around energy efficiency and sustainability.

There were 9 comments that were unsupportive of council or the community taking climate change action with topics including “it’s not Council’s responsibility,” “waste of money”, and “don’t believe in climate change”.

The other comments comprised of a range of other positive ideas and suggestions as listed in Table 15.

There was one comment that did not relate to climate change.

**Q16. If you would like to be kept up to date about Council’s climate change action please provide you name and address below. (Optional)**

There were 67 of the 173 participants that left contact details (n=67/173).

## Discussion

The majority of survey participants lived within the Ballina Shire with the age of respondents being mostly between 35 years and 65 + years.

Most of the participants responded that they had some level of concern about climate change, with being “extremely concerned” as the most chosen level. Only a small portion of the respondents answered “not concerned”.

The survey results indicate there is a very high level of concern about climate change impacts among the survey participants, the highest concern being for loss of biodiversity.

Participants rated the top four actions that the community could do as “Renewable energy”, “Sustainable Land use practices”, “Local/regional mid to large scale renewable energy projects”, “Energy efficiency” and “waste avoidance and recycling”.

The majority of respondents do some sort of emissions reduction activities themselves, with LED lights, waste initiatives and solar being the most common actions. “Protecting the environment” was ranked as the most important motivator for climate change action by the majority of people.

The cost of installing renewable energy and energy savings measures was the most chosen barrier to action by respondents.

When asked about their position on whether the Ballina Shire should have a community-wide emissions target the majority of participants responded with an affirmative answer, and that the target should be in line with international recommendations.

The majority of respondents thought that Council should be the key driver by adopting the target and funding development of a community action plan with community consultation. A small portion of respondents think the Shire and or Council should not pursue climate change action or set a community target.

The most common choice of funding a community-wide action plan was a combination of grant funding and general revenue.

The majority of survey respondents would be willing to contribute funds annually from \$2 to more than \$100 to support a community-wide emissions target. A considerably lower number of participants responded that they would not be willing to contribute funds to support community-wide emissions target.

Respondents view Council’s role in supporting the community to respond to climate change is best suited to provision of land use planning and controls that consider climate change considerations, by taking a leadership role in reducing Councils own operational emissions and risk management, provision of community infrastructure such as cycleways, footpaths, and urban parks and tree planting. A small portion of respondents thought that community-wide action is not Council’s responsibility.

## Conclusion

The survey results indicate that the survey participants have a high level of concern about climate change and its potential impacts within the Ballina Shire. Most are taking their own emission reduction action and are motivated by protecting the environment for future generations. The most important community actions were renewable energy, sustainable land-use practices, local/regional renewable energy projects, energy efficiency and waste avoidance.

The survey provides a positive indicator that Council's current range of climate change activities and draft Climate Change Policy align with the survey group's views on how Council can support the community. Council's existing strategic plans list a range of strategies relevant to climate change mitigation and adaptation. For example, land use planning controls such as environmental and biodiversity management, mosquito management and floodplain management, coastal zone management, ensuring plans are in place for natural disasters and environmental changes such as sea level rise ensuring planning considers changes to the environment, wise use of resources, and risk management.

In addition, Council supports the community reduce emissions through a range of ongoing activities including annual urban tree planting program, open space and active transport infrastructure, promotion of residential incentive programs, waste minimisation initiatives, and community education programs. Cost was rated as the key barrier to action, therefore Council should maintain a role in promotion of government incentive programs.

Council leading by example was a highly rated action which suggests that Council's actions in managing its own emissions are valued, therefore Council should ensure that activities and progress are shared with the community.

The majority of respondents thought that Ballina Shire should have a community-wide emissions target in line with international recommendations, and that Council should be the key driver funded with a combination of grant funding and general revenue. A small portion of respondents think the Shire and or Council should not pursue climate change action or set a community target.

The draft Climate Change policy principles and statements supports community collaboration, development of partnerships, and identifies that it is part of Council's role to facilitate the advancement of community climate change mitigation, adaptation, and resilience.

Based on the results of the survey Council could consider seeking grant funding for further community-wide emissions reduction planning.