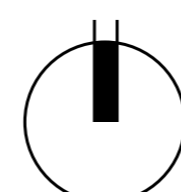


LANDSCAPE KEY

	GENERAL EXTENT OF WORKS (Rectification outside scope required)
	TITLE BOUNDARY
	EXISTING VEGETATION / REHABILITATION PLANTING
	EXISTING CONTOURS Minimise proposed earthworks/regarding
	PROPOSED CONCRETE PATHS
	PROPOSED COMPACTED GRANITIC SAND/ DECORATIVE PATHS
	GRAVEL PATH Part of future works
	PROPOSED BOARDWALKS, STRUCTURES AND DECKS (REFER NOTATION)
	PROPOSED FEATURE TREE
	PROPOSED SEMI-ADVANCED TREES PLANTED AS PART OF WORKS
	PROPOSED 'ORNAMENTAL' LANDSCAPE PLANTING
	PROPOSED AREAS OF NEW LANDSCAPE TURF AREAS
	RETAINED AND REHABILITATED OPEN GRASS AREAS
	EXISTING TO BE REFURBISHED 'FRESHWATER WETLAND' AREA
	EXISTING PHRAGMITES WETLAND PROTECTION AREA DEFINED BY EXISTING SITE CONTOURS
	EXISTING FENCE
	EXISTING POST AND WIRE FENCE
	4 STRAND RURAL POST AND WIRE FENCE

NOTE
 Playground area to have subsoil drainage with discharge to Freshwater Wetland Regeneration area.




CHARACTER IMAGES

STRUCTURES & FURNITURE



LANDMARK 4X4M PENINSULA SHELTER K302



GRILLEX VISTA 2 POST INFORMATION SHELTER




INTEGRA-EX 2M TABLE SETTING



LANDMARK TOILET BLOCK (POTENTIAL AMENITIES) (NOT PART OF THIS STAGE)
(COLOUR SELECTION IN CONJUNCTION WITH SITE FURNITURE TO BE CONFIRMED)

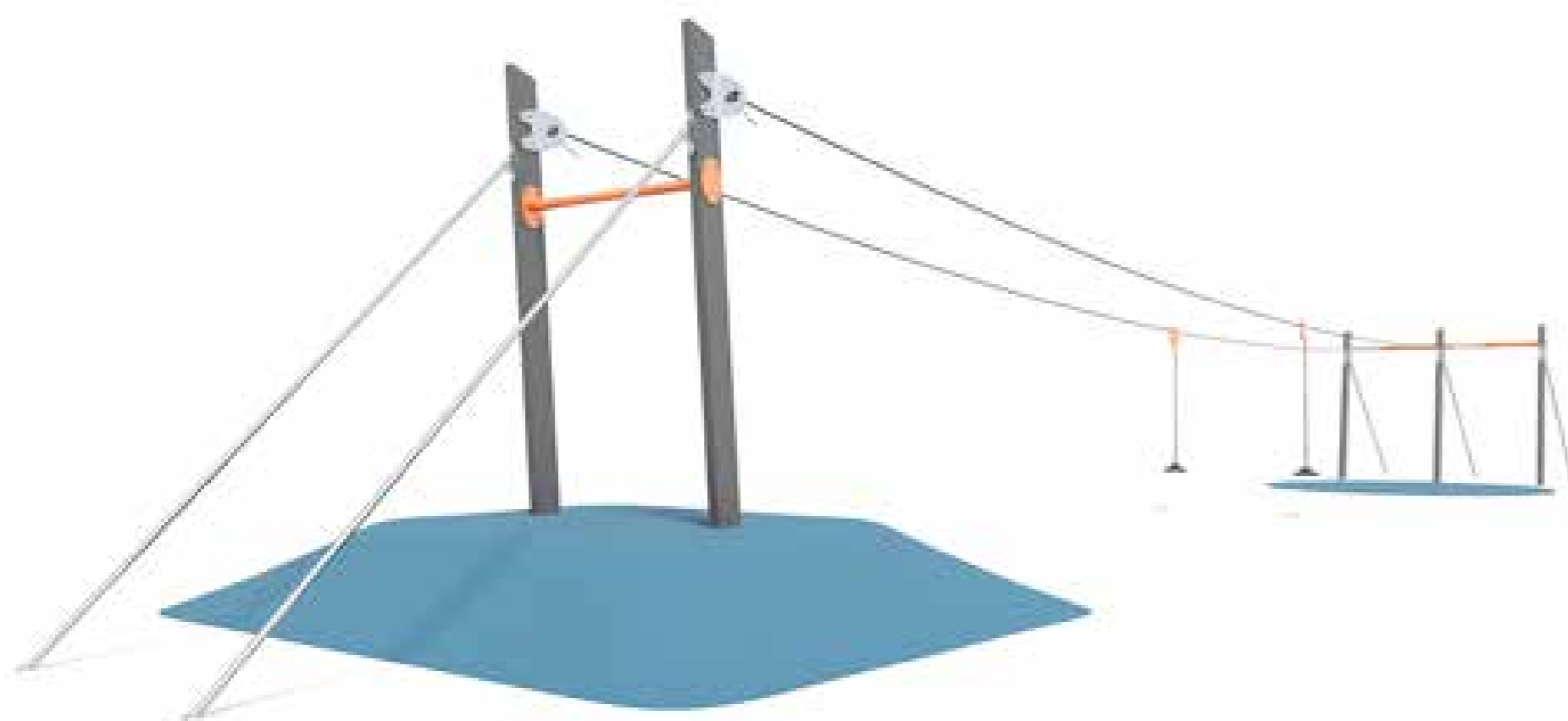


SQUARE TIMBER SEAT (450X450MM)
(COUNCIL SUPPLIED TIMBER - MAY BE 1X450MM SQUARE PIECE)



SENTINEL-S 240L WASTE BIN ENCLOSURE
(BALLINA SHIRE COUNCIL STANDARD CONFIGURATION)

ADVENTURE PLAYGROUND



FLYING FOX MODUPLAY SKYRIDER B-9460




SANDSTONE STEPS TO FLYING FOX MOUND (EXAMPLE ARRANGEMENT)



CLIMBING LOGS
(SALVAGED LOGS - MAX HEIGHT 500MM)



TIMBER ROUND STEPPERS
(MAX HEIGHT BELOW 600MM)



ROCK STEPPERS
(MAX HEIGHT BELOW 600MM)